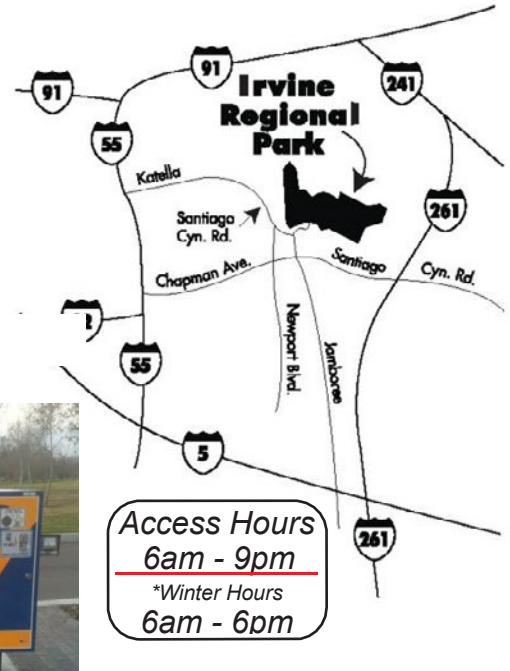


# DIRECTIONS TO THE RANCH




*\*Please arrive 20 minutes prior to scheduled events to allow for parking, check-in & travel-time to activity areas.*

1. Follow the map on the right to the entrance of The Irvine Regional Park, (located at the north end of Jamboree Road in Orange, CA).
2. Orange County charges a fee for vehicles entering the park. At the gate, tell the attendant that you are heading to the Outdoor Education Center and that you have an access GATE CODE for your event.
3. Proceed to the Pay Station kiosk and enter your code on the small keypad just to the left of the main box.




## YOUR CODE

**# 0 5 3 0**



4. The gate code allows only **ONE CAR AT A TIME**. Every vehicle in your group must individually enter a gate code for park access.
5. Once through the gate, make an immediate **LEFT** and follow the road around the large grass area. Please observe the 10 MPH speed limit as there are often children, dogs and bicycles in the park. Watch for dips and speed bumps.
6. At the **SECOND STOP SIGN**, make another **LEFT** onto the road leading to The Outdoor Education Center. You may encounter another access gate. If so, just use the same code and proceed up the paved road under the arch.
7. After passing the Conservancy staging area, turn right at the traffic circle and park in the gravel lot. WELCOME to The IROEC



**For after-hours access or an onsite emergency, please call the Commissioner's Duty-Phone: 714-478-9682**

**THE IRVINE RANCH OUTDOOR EDUCATION CENTER**  
2 Irvine Park Road • Orange, CA 92869 - U.S.A.  
Ph 714.923.3191 | Fx 714.923.3192  
[www.outdooreducationcenter.org](http://www.outdooreducationcenter.org)